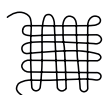




Brema

168, price group 3

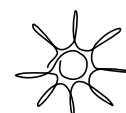
The Brema fabric is distinct in appearance; woven from thick threads but with a lot of elasticity to it. It consists of yarns in weave form which are then passed through one another. Brema has a lot of texture and feels slightly coarse but comfortable. This fabric is very durable and resilient and has great insulating properties. It's a great choice for living room furniture which will be used often.



39% Polyester, 39% Polyacrylic
14% Cotton, 9% Wool



Martindale: 25.000



Lightfastness: 4-5

PRODUCT CHARACTERISTICS

Product group	flatweave
Applications	sofas, chairs with fitted and loose fitting upholstery
Composition faceside	39% PAC, 39% PES, 14% CO, 8% WO
Composition upside	n/a
Bonding	n/a
Statistic code	58013600
Dyeing method	yarn dyed
Available colours	12






DURABILITY SPECIFICATIONS

Test	Test specification	Unit	Test result		
			Dry	Wet	
Abrasion resistance - yarn breakage	DIN EN ISO 12947-1:2007-01, DIN EN ISO 12947-2:2017-02	cycles	25,000		
Pilling	DIN EN ISO 12945-2:2000-11. 2000 cycles	grade	4		
Colour fastness to light	DIN EN ISO 105-BO2:2014-11. Process 3, exposure level 5				
	light colours	grade	4-5		
	middle colours	grade	4-5		
	dark colours	grade	4-5		
Colour fastness to rubbing	DIN EN ISO 105-X12:2016-11	grade	4-5	4	
Ignitability (cigarette test)	BS 5852 part 1 (1979) from The Furniture and Furnishing (Fire) (Safety) regulations: 1988 No. 1324. Schedule 4 part 1 Ignition source 0: cigarette.		passed		

PROCESSING SPECIFICATION

Minimum workable width [cm]	± 138			
Roll length [m]	± 41			
Material weight [g/m]	± 756			
Test	Test specification	Unit	Test result	
			Warp	Weft
Tensile strength	DIN EN ISO 13934-1:2013-08	Newton	924	1016
Tear growth resistance	DIN EN ISO 13937-3:2000-06	Newton	72,5	173,0
Seam slippage		mm	2,0	2,0

CLEANING SPECIFICATIONS

    	<ul style="list-style-type: none"> - It is essential to wash the cover inside out and immediately place the cover back to the piece of furniture slightly damp after washing. - Please note that during washing the damp and dirt prevented treatment will disappear faster. - Dirt and damp prevention treatment applied.
---	---